



HiPath 1100

HiPath 1120

HiPath 1150

HiPath 1190

SIEMENS

Global network of innovation

Analog telephones
DTMF and DP

Quick Reference Guide

Explanation of symbols










Symbol	Explanation
	If you are using an MF analog telephone, press the Flash key.
	Enter numbers, keys, password, internal or external numbers, etc.
	Signaling with a short beep
	Lift the handset.
	Start conversation
	Replace the handset

Numbering Plan









































































































Description	HiPath 1120	HiPath 1150	HiPath 1190
External line	801 to 808	801 to 832	801 to 845
Extension, including S ₀	11 to 30	11 to 60 610 to 645	101 to 240
Group of external lines	0, 890 to 899		
Internal subscriber group	770 to 779		
Hunt Groups (HG)	780 to 789		
UCD subscriber group	790 to 799		
Carrier	9		
EVM—Default internal number	790		
EVM—Message ports	7491 to 7492		
EVM—Virtual ports	744 to 747		
Fax/DID—Virtual Message ports	740 to 743		
USB/CAPI line	40		400
Substitution for * and #	75 and 76 (accordingly)		

Seizure of an external line

Feature	Code
External call	
External call using a group of external lines	
Seizure of a specific external line	
Internet Access Activation	
Internet Access Deactivation	

External line reservation Busy	1) Wait for  Phone rings.  external  or 2) Wait for () *    Phone rings.  external 
--	--

Functions used when making calls

Feature	Code
System speed dialing	 *  +    ...    
Individual speed dialing	 *  + *  ... *  
Individual speed dialing Programming	 *   + *  ... *   wait for 
Speakerphone auto-answering mode <i>Activation</i>	 *   wait 
Speakerphone auto-answering Mode <i>Deactivation</i>	 #   wait 
Direct communication call	 *    extension with a system telephone wait for  record message
Internal call	  extension 
Calling a call group (CG)	    ...    
Calling a Hunt Group (HG)	    ...    
UCD subscriber group	    ...    
Urgent Call (busy extension)	1)   (busy) Wait  or 2)   (busy) () *   
Hotline (If programmed)	 
Warmline (If programmed)	 Wait for 
Override Busy extension	  busy () *   
LGR Bypass	 *    Carrier + number 
Silent Monitoring busy extension	 *     busy extension 
Recall Activation (Extension does not answer or is busy)	1)   no answer () *    Wait. Phone rings  or 2) Wait for  Wait. Phone rings 
Callback Deactivation	 #   
































Carrier	 * 5
Using a temporary MSN to make a Call	 * 4 1 MSN slot or MSN number external line external number

Functions used during calls























































Feature	Code
Account code	 * 6 0 acc. code number
Conference	(●) (●) * 3
Consultation (To end a consultation wait for replacement of handset)	(●)
Parking	(●) * 5 6 + 0 ... 9
Retrieving a parked call	5 6 + 0 ... 9
Retrieving a parked external call	* 6 3 + line
Toggle (Use after consultation, for answering a second or urgent call)	(●) * 2
Suffix Dialing (Must be activated at each new call)	 * 5 3 data
Retrieving a Call on Hold	(●) * 0 (if busy or no answer) or (●) (for MF telephones if no answer)
Transfer (When an external analog line programmed as "Type of answering signal" or a digital line is being used, you must wait for an answer before transferring the call. For transfers without consultation, there is no need to wait before answering)	Internal/External (●) number ()









































Functions used when receiving calls

Feature	Code
Accessing your mailbox	 Voice mail group
Answering Call waiting	(●) * 5 5 or (●) * 2
Group pickup	* 5 7
Individual pickup	* 5 9 extension
Call forwarding on an analog line:	
Call forwarding to an external number	* 1 1 external line
Internal call forwarding	* 1 1 extension, voice mail group, Call group or Fax/DID







Call forwarding Deactivation	  1 1 
Call forward no answer or busy Activation	  1 4  extension, Voice mail group, Call group or external line 
Call forward no answer or busy Deactivation	  1 4 
Do not disturb Activation	  9 7  
Do not disturb Deactivation	  9 7  
EVM:	
Consultation at the extension being used	  7 9 0 VM group  password 
Consultation from another extension	  7 9 0 VM group  password + extension
Consultation from an external line	   your-external-number   password + extension 

Miscellaneous functions

Feature	Code
Entrance telephone Door Opener	  6 1 or   6 1  extension
General alarm Deactivation	  9 4 1 4  password 
Electronic-lock password-change	  9 3  current-password  new-pass- word  confirm-new-password  
Electronic-lock Activation	  6 6  password  
Electronic-lock Deactivation	  6 6  password  
Busy signal when extension is busy Activation	  9 4 1 1  
Busy signal when extension is busy Deactivation	  9 4 1 1  
System programming mode Activation	  9 5  password  codes
Deactivating Features (Call forwarding, do not disturb, head- set, data protection, alarm clock, recall, speakerphone auto-answering)	  0  
Language/Country-settings	  9 4 1 2  country-code 
Call Group (CG) and Hunt Group (HG) Login	  8 5  specific group  or   8 5  all groups 

Call Group (CG) and Hunt Group (HG) Logout	 ^{EXT} ^{INT} ^{EXT} ^{INT} ^{EXT} ^{INT} ^{EXT} ^{INT} ^{EXT} ^{INT} ^{EXT} ^{INT} or  ^{EXT} ^{INT} ^{EXT} ^{INT} ^{EXT} ^{INT} ^{EXT} ^{INT} ^{EXT} ^{INT} ^{EXT} ^{INT}
Room monitor (Babyphone)	 ^{EXT} ^{INT} ^{EXT} ^{INT} ^{EXT} ^{INT} ^{EXT} ^{INT}  
Music on Hold Activation	 ^{EXT} ^{INT} ^{EXT} ^{INT} ^{EXT} ^{INT} ^{EXT} ^{INT} 
Music on Hold Deactivation	 ^{EXT} ^{INT} ^{EXT} ^{INT} ^{EXT} ^{INT} ^{EXT} ^{INT} or 
Remote configuration HiPath 1100-Manager	  ^{EXT} ^{INT} ^{EXT} ^{INT} ^{EXT} ^{INT} ^{EXT} ^{INT} 
Remote configuration Using an MF telephone	<p>1) The local programming extension is talking to the remote programmer:</p>  ^{EXT} ^{INT} ^{EXT} ^{INT} ^{EXT} ^{INT} ^{EXT} ^{INT}  <p>The remote programmer must provide:</p>  password  programming codes. <p>2) The remote programmer dials the system and is attended by the Fax/DID feature:</p>  ^{EXT} ^{INT} ^{EXT} ^{INT} ^{EXT} ^{INT} ^{EXT} ^{INT}  password  Programming codes.
Data protection Activation	  ^{EXT} ^{INT} ^{EXT} ^{INT} ^{EXT} ^{INT} ^{EXT} ^{INT} 
Data protection Deactivation	  ^{EXT} ^{INT} ^{EXT} ^{INT} ^{EXT} ^{INT} ^{EXT} ^{INT} 
Relay Activation (only for HiPath 1120)	  ^{EXT} ^{INT} ^{EXT} ^{INT} ^{EXT} ^{INT} ^{EXT} ^{INT} 
Relay Activation (only for HiPath 1120)	  ^{EXT} ^{INT} ^{EXT} ^{INT} ^{EXT} ^{INT} ^{EXT} ^{INT} 
Night service Activation	  ^{EXT} ^{INT} ^{EXT} ^{INT} ^{EXT} ^{INT} ^{EXT} ^{INT}  password
Night service Deactivation	  ^{EXT} ^{INT} ^{EXT} ^{INT} ^{EXT} ^{INT} ^{EXT} ^{INT}  password
Call Waiting tone Activation	 ^{EXT} ^{INT} ^{EXT} ^{INT} ^{EXT} ^{INT} ^{EXT} ^{INT} 
Call Waiting tone Deactivation	 ^{EXT} ^{INT} ^{EXT} ^{INT} ^{EXT} ^{INT} ^{EXT} ^{INT} 
COS (Class of service) Changeover	 ^{EXT} ^{INT} ^{EXT} ^{INT} ^{EXT} ^{INT} ^{EXT} ^{INT}  extension  password
Flash time detection for extensions	 ^{EXT} ^{INT} ^{EXT} ^{INT} ^{EXT} ^{INT} ^{EXT} ^{INT} ^{EXT} ^{INT} ^{EXT} ^{INT}  + 

Alarm clock

Feature	Code
Alarm clock (Daily)	 ^{EXT} ^{INT} ^{EXT} ^{INT} ^{EXT} ^{INT} ^{EXT} ^{INT}  hour (e.g., 1230)
Alarm clock (Daily, except weekends)	 ^{EXT} ^{INT} ^{EXT} ^{INT} ^{EXT} ^{INT} ^{EXT} ^{INT}  hour (e.g., 1230)
Alarm clock (After a specified time period)	 ^{EXT} ^{INT} ^{EXT} ^{INT} ^{EXT} ^{INT} ^{EXT} ^{INT}  hour (e.g., 1230)

Alarm clock (For a specified date and time)	* 4 6 4 date/time (e.g., 24121830)
Alarm clock Deactivation	# 4 6

UCD subscriber group functions



Feature	Code
Agent available	* 4 0 2
Agent unavailable	# 4 0 2
Calling a UCD subscriber group	7 9 0 ... 7 9 9
Logging into a UCD subscriber group	* 4 0 1 group(if it belongs to more than one group)
Logging out of a UCD subscriber group	# 4 0 1
UCD agent in service	* 4 0 3
UCD agent out of service	# 4 0 3

Satellite PABX

Feature	Code
Flash-on-external-analog-line	 * 5 1
Operation-as-a-Satellite-PABX	 8 9 0 ... 8 9 9 number

Special functions for ISDN lines

Feature	Code
Immediate call forwarding for MSN Activation	 * 6 4 1 external
Immediate call forwarding for MSN Deactivation	 # 6 4 1
Call forwarding - no answer, for MSN Activation	 * 6 4 2 external MSN
Call forwarding - no answer, for MSN Deactivation	 # 6 4 2
Call forwarding for MSN when the line is busy Activation	 * 6 4 3 external MSN
Call forwarding - Busy, for MSN Deactivation	 # 6 4 3
Caller ID (Trace)	 * 6 4
Restriction for sending MSN Activation	 * 8 6

Restriction for sending MSN Deactivation	
Using features provided by a carrier over an ISDN Network	



Note 1:

For Korea the numbering plan changes as follows:

- a) Access to the group of external lines is done with digit "9" instead of "0";
- b) Calling an operator terminal is done with digit "0" instead of "9";
- c) Group call pickup is done with sequence "*0" instead of "*57"
- d) Recovery of a parked call is done with sequence "*57" instead of "*0";



Note 2:

Feature Codes can be changed with the HiPath 1100 Manager. An expert should be consulted in this case.

www.siemens.com/enterprise



The information provided in this document contains merely general descriptions or characteristics of performance which in case of actual use do not always apply as described or which may change as the result of further development of the products.

An obligation to provide the respective characteristics shall only exist if expressly agreed in the terms of the contract.

All trademarks are the property of Siemens Enterprise Communications GmbH & Co. KG or their respective owners.

© Siemens Ltda.
Siemens Communications
Rua Pedro Gusso, 2635 • Curitiba-PR/BR

Ref. No: **A31003-K1270-U105-2-7619**

Subject to availability. Right of modification reserved.

26.01.2007 V6.0